

Compass

SUITABLE FOR CAMPERVANS AND SUV



The perfect awning that provides a large area of shade on two sides of the vehicle, thanks to the circular compass opening. Ideal for every occasion and for short stops, it is very easy to use.

FEATURES:

- Manual opening
- 270° compass opening
- Several types of dedicated brackets are available as options (p. 201)



01 Brackets
Can be purchased separately (p. 201)

02 Compass opening
270° opening around the vehicle

03 Vertical support
For a canopy that is always perfectly tensioned

04 Fabric
Attached to the bag with a sturdy zipper, easily removable

05 Bag
Super strong, waterproof and UV-resistant

06 Resistant to torsion
Guaranteed thanks to the robust aluminium structure

07 Secure Lock
Adjusts the height of the lead bar





☰ MODELS AND DIMENSIONS

Compass	Shade surface	Item No. Silver	Item No. Black
220	7,2m ²	07260A01J	07261A01J
260	9,9m ²	07260B01J	07261B01J

Only suitable for left hand drive vehicles

☰ BAG

-  Silver
-  Black

☰ FABRIC

-  Light Grey

Compass



Adapters



+ WHAT YOU CAN ADD TO YOUR FIAMMA COMPASS

Accessories
- See page 40

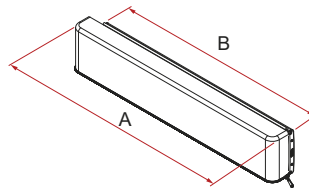
Technical and commercial information on p. 170



Compass

GENERAL INFORMATION

- Length: 270cm
- Extension: 225cm
- Canopy length: 257cm

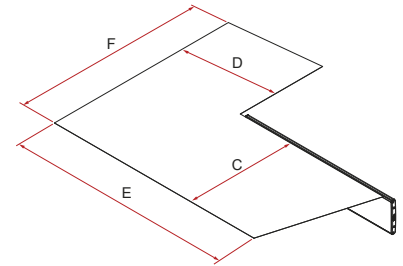
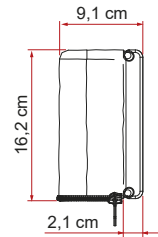


BAG:

- Silver
- Black

CANOPY FINISHES:

- Light grey



TECHNICAL FEATURES

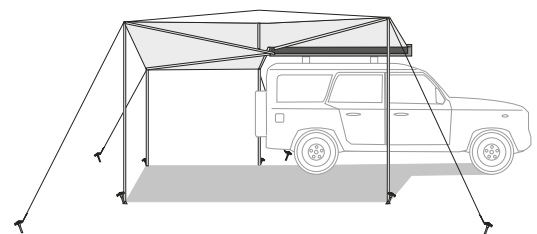
- Compass opening: circular manual opening at 270° ensures a shaded area on both the lateral part and rear
- Vertical support: canopy always tight
- Soft Bag: External bag of high quality fabric (polyester for Black version and PVC for Silver one), super-resistant and anti-UV with zipper closure
- Canopy: the canopy is separable from the bag through a zipper, facilitating replacement if necessary. Light grey polyester canopy, maximum durability, waterproof, resistant to dirt and wrinkle-free
- Resistant to torsion: the sturdy support aluminium structure on the back side of the bag ensures maximum resistance to torsional stress and allows the specific installation brackets to be used
- Legs integrated: legs must not be dismantled to insert the awning into the bag. Short opening and closing times

ADVANTAGES

- Awning with manual opening and closing
- Large shaded area, twice as large as traditional opening awnings

A SINGLE PERSON IS ABLE TO OPEN AND CLOSE THE AWNING AUTONOMOUSLY

The awning is manually operated. The arms with integrated legs, lightness of the structure and fabric make the opening and closing of the awning simple and fast. It can be done even by one person.



ACCESSORIES

- Patio-Mat
- Kit Awning Pegs
- Kit Repair Plus
- Kit Awning Plate

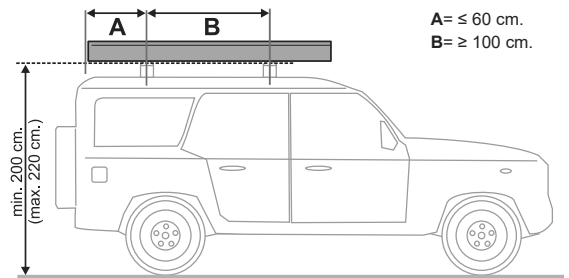


ATTENTION



When the awning is fully open, for reasons of safety, it only allows partial opening of the rear door. (if the rear door is hinged at the top).

Awning only available for left-hand drive mounting.



Description	Length A bag	Support length B	Lateral extension C	Rear extension D	Canopy length E	Canopy length F	Min. height from ground	Shade surface	Weight	Item No.	EAN Code
Compass 220 Silver	220cm	214cm	148cm	145cm	300cm	336cm	200cm	7,2 m ²	16,5kg	07260A01J	8004815335922
Compass 260 Silver	260cm	254cm	176cm	173cm	358cm	370cm		9,9 m ²	19,5kg	07260B01J	8004815335939
Compass 220 Black	220cm	214cm	148cm	145cm	300cm	336cm		7,2 m ²	16,5kg	07261A01J	8004815335946
Compass 260 Black	260cm	254cm	176cm	173cm	358cm	370cm		9,9 m ²	19,5kg	07261B01J	8004815335953

Installation adapter optionally available
Bag: Silver or Black - Canopy: Light Grey

Installation

